

# Pender County Board of Elections



**July 17, 2012 2nd Primary Election**



Website last updated 8/1/2012  
12:01:23 PM EDT



Registered Voters: 34,067  
Ballots Cast: 626  
Voter Turnout: 1.84 %



Precincts Partially Reported: 0 of 20  
Precincts Completely Reported: 20 of 20



## OFFICIAL RESULTS

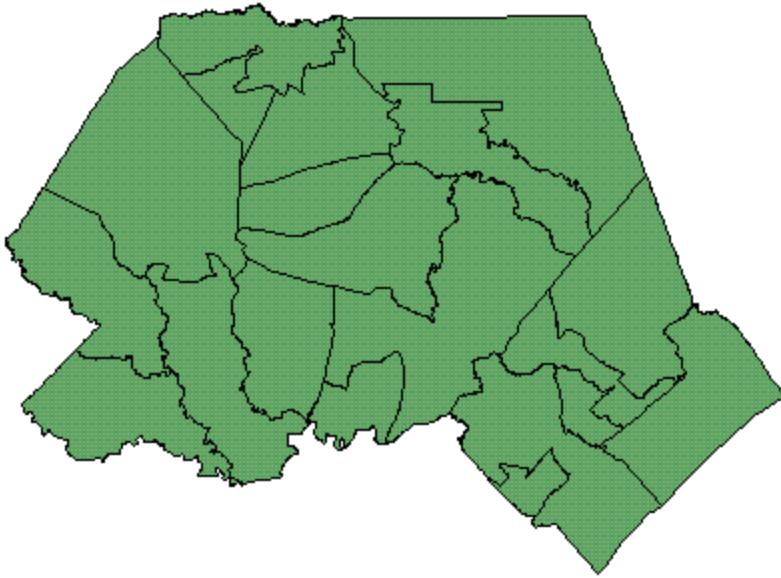
NC COMMISSIONER OF LABOR - DEM (Vote For 1)			
20 of 20 Precincts Reporting			
		Percent	Votes
Marlowe Foster (DEM)		35.40%	57
John C. Brooks (DEM)		64.60%	104
			161

NC LIEUTENANT GOVERNOR - REP (Vote For 1)			
20 of 20 Precincts Reporting			
		Percent	Votes
Dan Forest (REP)		81.00%	371
Tony Gurley (REP)		19.00%	87
			458

NC COMMISSIONER OF INSURANCE - REP (Vote For 1)			
20 of 20 Precincts Reporting			
		Percent	Votes
Richard Morgan (REP)		34.99%	155
Mike Causey (REP)		65.01%	288
			443



NC SECRETARY OF STATE - REP (Vote For 1)			
20 of 20 Precincts Reporting			
		Percent	Votes
Kenn Gardner (REP)		43.84%	185
Ed Goodwin (REP)		56.16%	237
			422

NC SUPERINTENDENT OF PUBLIC INSTRUCTION - REP (Vote For 1)			
20 of 20 Precincts Reporting			
		Percent	Votes
John Tedesco (REP)		54.35%	231
Richard Alexander (REP)		45.65%	194
			425



Not Participating 
  Completely Reported 
  Partially Reported 
  Has Not Reported

Precinct	Status	Ballots Cast	Registered Voters	Voter Turnout
NB01_NORTH BURGAW	<input checked="" type="radio"/>	22	1,874	1.17 %
SB02_SOUTH BURGAW	<input checked="" type="radio"/>	44	2,977	1.48 %
CT03_CANETUCK	<input checked="" type="radio"/>	6	255	2.35 %
CS04_CASWELL	<input checked="" type="radio"/>	23	896	2.57 %
CL05_COLUMBIA	<input checked="" type="radio"/>	23	1,506	1.53 %
GR06_GRADY	<input checked="" type="radio"/>	25	1,525	1.64 %
MH07_MIDDLE HOLLY	<input checked="" type="radio"/>	11	391	2.81 %
UH08_UPPER HOLLY	<input checked="" type="radio"/>	17	763	2.23 %
LC09_LONG CREEK	<input checked="" type="radio"/>	29	1,431	2.03 %
PL10_PENDERLEA	<input checked="" type="radio"/>	14	450	3.11 %
CF11_CAPE FEAR	<input checked="" type="radio"/>	31	2,567	1.21 %
SH12_SCOTTS HILL	<input checked="" type="radio"/>	40	1,593	2.51 %
SC13_SURF CITY	<input checked="" type="radio"/>	50	2,797	1.79 %
UT14_UPPER TOPSAIL	<input checked="" type="radio"/>	62	3,132	1.98 %
SP15_SLOOP POINT	<input checked="" type="radio"/>	40	2,578	1.55 %
<b>Precinct</b>	<b>Status</b>	<b>Ballots Cast</b>	<b>Registered Voters</b>	<b>Voter Turnout</b>
LU16_LOWER UNION	<input checked="" type="radio"/>	20	1,149	1.74 %
UU17_UPPER UNION	<input checked="" type="radio"/>	9	1,198	0.75 %
LT18_LOWER TOPSAIL	<input checked="" type="radio"/>	44	2,752	1.60 %

MT19_MIDDLE TOPSAIL		63	2,363	2.67 %
RP20_ROCKY POINT		8	1,870	0.43 %
ONE STOP	Cumulative	0	0	0.00 %
ABSENTEE BY MAIL	Cumulative	35	0	0.00 %
CURBSIDE	Cumulative	1	0	0.00 %
PROVISIONAL	Cumulative	9	0	0.00 %

Powered by - [SOE Software](#)