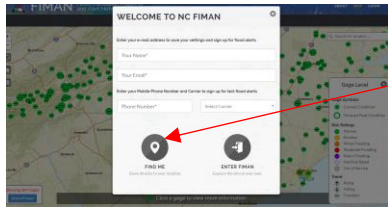
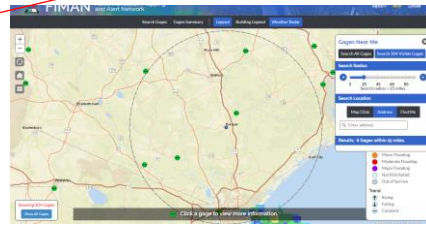


Step 1: Go to <https://fiman.nc.gov> and create a log in to be notified of flood concerns in your area

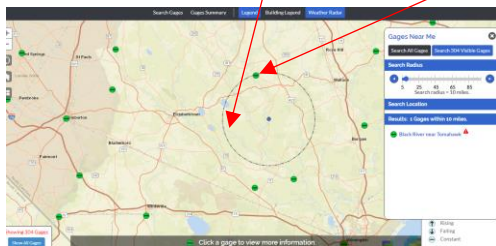


Step 2: Click Find me. you will be navigated to this page

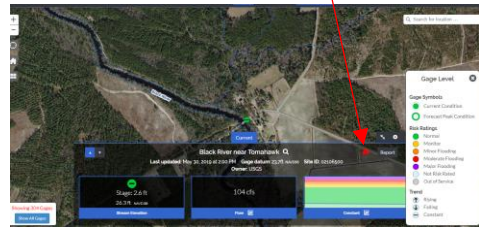


Step 3: Type in your address and the black ring will pop up around your area.

Start out at the 5-mile radius and go upstream until one of gauges appear inside the radius

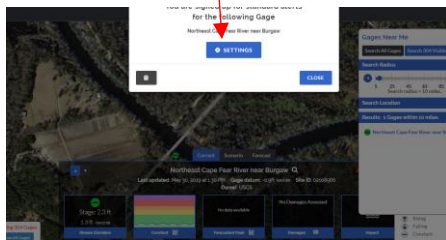


Step 4: Click on the gauge closest to you and you will be directed to this page. When you see this page click on the red triangle near the lower right part of the screen

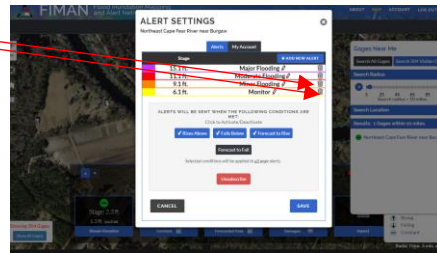


Step 6: When you click on settings another box will appear where you will choose

which alerts you want to receive to your phone. If you only want the higher risk (Moderate and Major Flooding) click the trash cans beside minor flooding and Monitor.



Step 7: Click the save button at the bottom of the white box and you will see a white triangle in the top left-hand corner with a red number telling you how many notifications you have saved.



Step 7: Click the save button at the bottom of the white box and you will see a white triangle in the top left-hand corner with a red number telling you how many notifications you have saved.

